



NAATP NATIONAL 2022

Access, Values, Efficacy, and Sustainability

The National Association's Role in the Viability of Addiction Treatment



Bob Ferguson
Jaywalker Lodge & Alpha 180
Founder
NAATP Board Chair




Marvin Ventrell
Chief Executive Officer
NAATP



Dr. Annie Peters
Director of Research and Education
NAATP
Executive Director
FoRSE

NAATP Annual Meeting 2022

Call to Order



Bob Ferguson

NAATP Board Chair

Jaywalker Lodge & Alpha 180
Founder

NAATP Annual Meeting 2022

The State of the Association



Marvin Ventrell

Chief Executive Officer
NAATP



NATIONAL ASSOCIATION[®]
OF
ADDICTION TREATMENT PROVIDERS

The Big Picture Two National Healthcare Emergencies

1 million COVID deaths
15 million lost a family members

40 million suffer SUD
200,000 SUD deaths annual



The State of Addiction 2022

The Convergence of Addiction and COVID

40.3 million with SUD in 2020-21
It Doubled!

- 9.3 million misused prescriptions
- 18.4 million misused illicit drugs
- 9.5 million misused opioids
- 6.5 million AUD and illicit drug use disorder
- 100,000 overdose deaths
 - Up 31% and approaching 300 per day
 - Fentanyl is a lethal killer
 - 50x stronger than heroin
 - 100x stronger than morphine

ESSAY

America Has a Drinking Problem

A little alcohol can boost creativity and strengthen social ties. But there's nothing moderate, or convivial, about the way many Americans drink today.

KATE JULIAN JULY/AUGUST 2021



(PHOTOGRAPH BY CHELSEA KYLE; PROP STYLIST: AMY ELISE WILSON; FOOD STYLIST: SUE LI)

This article was published online on June 1, 2021.

Alcohol Use Disorder

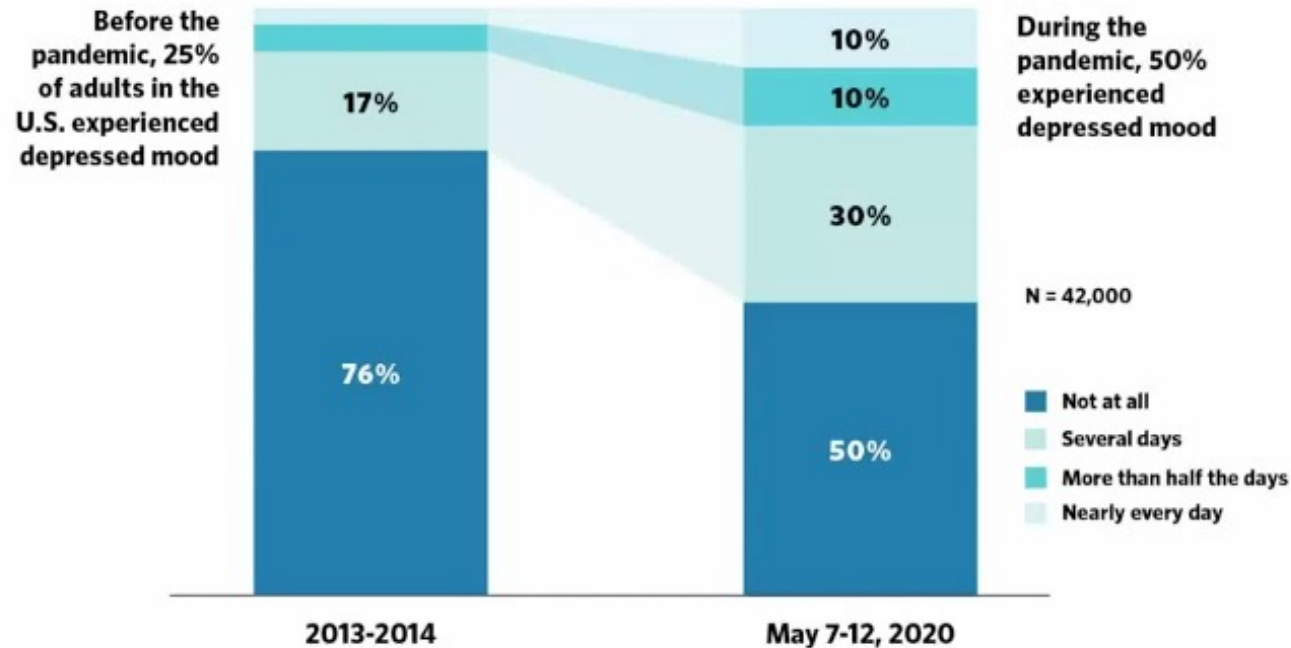
- Out of 40.3 million with SUD
- 28.3 million with AUD
- 6.5 million drug & alcohol
- 95,000 people in the US died from effects of alcohol
- 60% of people report an increase in alcohol use during lockdowns
- Alcohol use among women rose 41%

Society is Far Less Healthy

- 1.3 million started smoking
- Depression rose 25% to 50%
- Hair loss increased
- Base number of prone to addiction may be increasing

TRACKING THE IMPACT OF COVID-19 WITH BIG DATA

Johannes Eichstaedt, July 2020.
Stanford University, eichstaedt@stanford.edu



SURVEYS: PHQ-2 AND GAD-2
CENSUS BUREAU, WASHINGTON POST



NATIONAL ASSOCIATION[®]
OF
ADDICTION TREATMENT PROVIDERS

- 75% of suicide deaths involve alcohol or drugs
- 1.4 million attempts
- 47,000 died by suicide

The Nexus of SUD & Suicide



Nearly 1 in 12 adults in the U.S. has a substance use disorder.

41,000+

More than 41,000 deaths a year in the U.S. result from suicide.

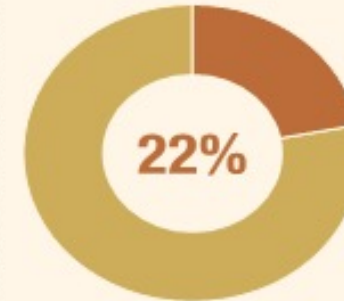


Opiates, including heroin and prescription painkillers, are present in **20% of suicide deaths** in the U.S.

Rates of suicide in the U.S. are **almost four times higher for men** than for women.



4x
higher



22%
22% of deaths by suicide in the U.S. involve **alcohol intoxication**.

The Field of Addiction Treatment

- More patients
- Sicker Patients
- Exhausted and Depleted Workforce



NATIONAL ASSOCIATION®
OF
ADDICTION TREATMENT PROVIDERS

Recovery Happens

Treatment Works

25m+



NATIONAL ASSOCIATION®
OF
ADDICTION TREATMENT PROVIDERS

Our Viability as a Profession Requires a Sum Greater than its Parts

VOICE.
VISION.
LEADERSHIP.

The mission of NAATP is to provide leadership, advocacy, training, and member support services to ensure the availability and highest quality of addiction treatment.

NAATP is the National Professional Membership Society
and Trade Association of SUD Treatment Providers



NATIONAL ASSOCIATION[®]
OF
ADDICTION TREATMENT PROVIDERS

The State of The National Association 2022

VOICE.
VISION.
LEADERSHIP.

*The State of the Association
has Never Been Stronger*

*Three-Year Consecutive
Record High Membership and
Revenue*

*We Have Successfully Built a
Network of Proficient and
Trusted Providers*

NAATP is the National Professional Membership Society
of SUD Treatment Providers



NATIONAL ASSOCIATION[®]
OF
ADDICTION TREATMENT PROVIDERS

Reliable Treatment Comes Together Under Shared Values

VOICE.
VISION.
LEADERSHIP.



ADDICTION INDUSTRY DIRECTORY



NATIONAL ASSOCIATION[®]
OF
ADDICTION TREATMENT PROVIDERS

Membership Classes

SUPPORTER

Recovery Support
Services

PROVIDER

Licensed & Accredited
Addiction Treatment
Providers

AFFILIATE

Vendor Services

NAATP Programs: Five Pillars





NATIONAL ASSOCIATION[®]
OF
ADDICTION TREATMENT PROVIDERS

VOICE.
VISION.
LEADERSHIP.



MEMBER

BENEFIT GUIDE

NAATP
Program and
Member
Services



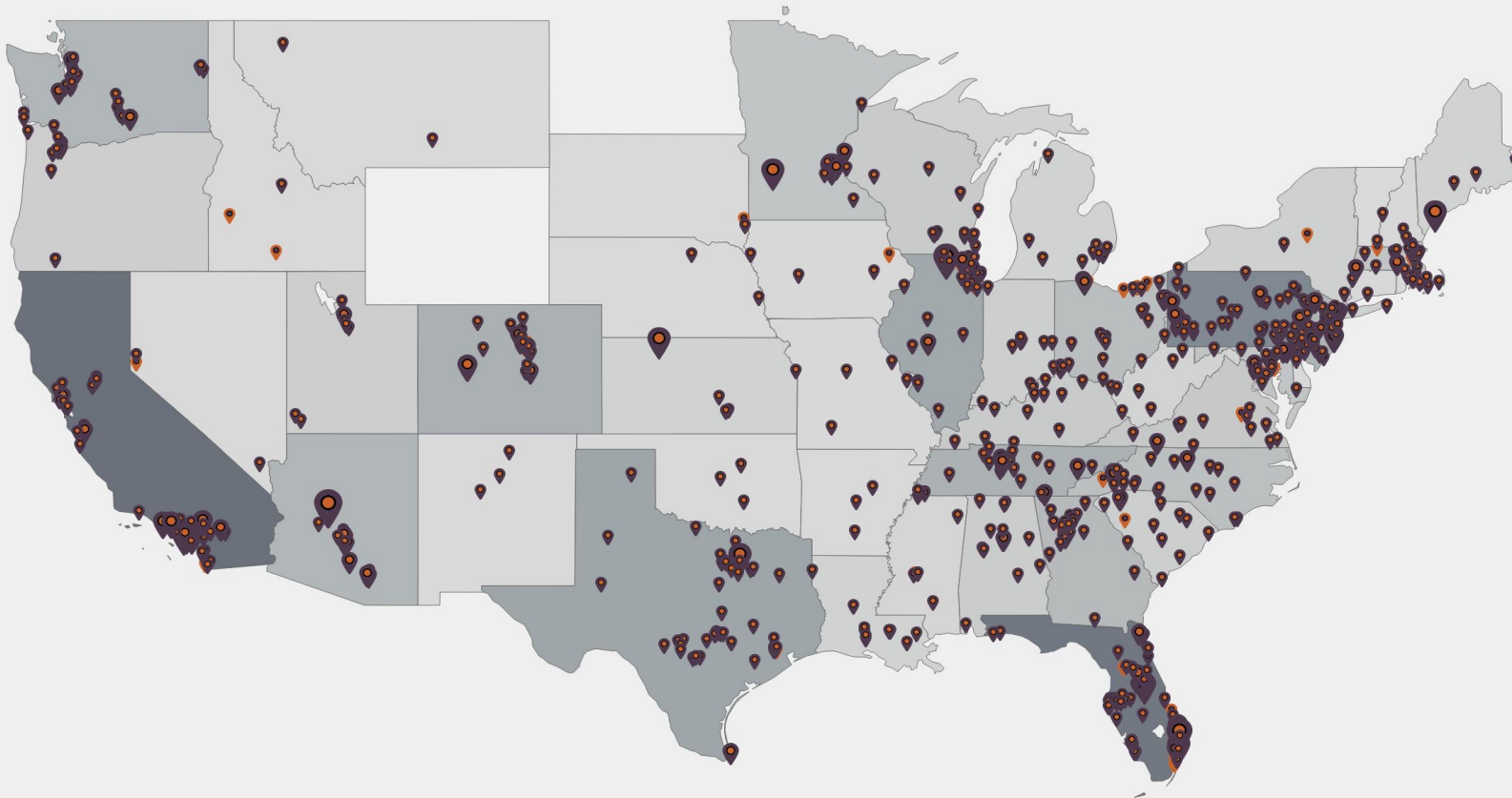
NATIONAL ASSOCIATION[™]
OF
ADDICTION TREATMENT PROVIDERS

VOICE | VISION | LEADERSHIP



NATIONAL ASSOCIATION[®]
OF
ADDICTION TREATMENT PROVIDERS

Snapshot of the Addiction Treatment Field through NAATP Membership



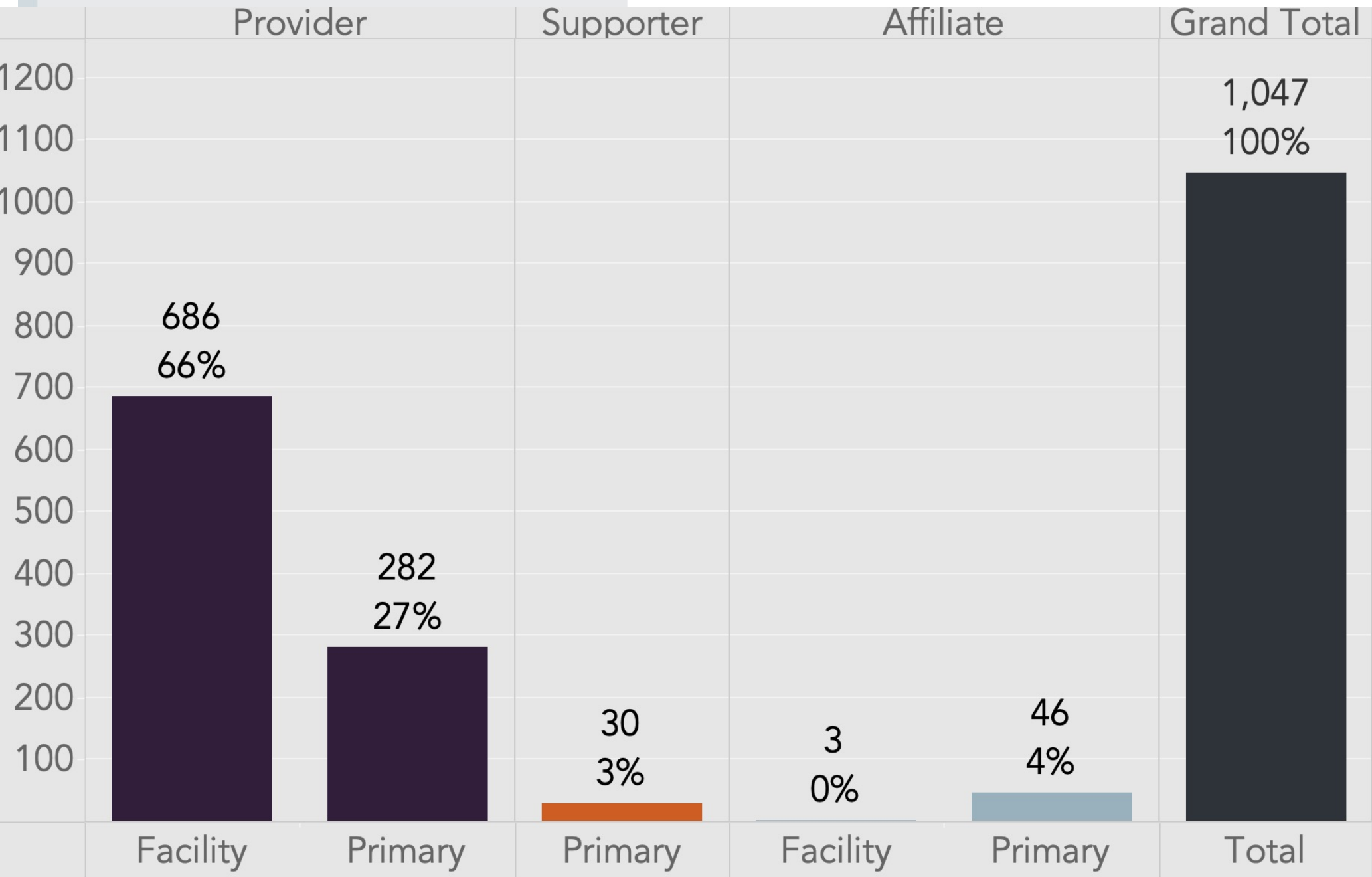
NAATP

➤ 1200 NAATP Facilities

United States

➤ 15,000 (app)

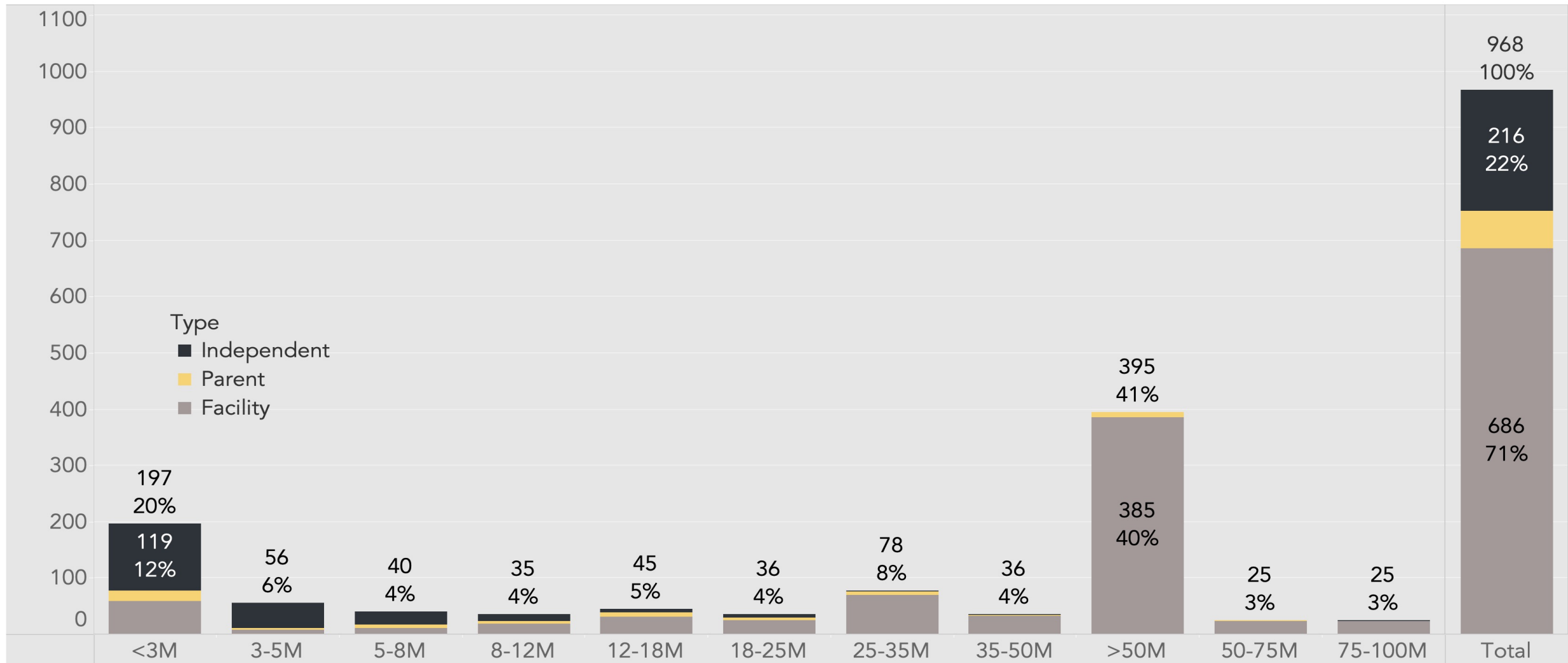
➤ per SAMHSA Locator



Member
Type
&
Class



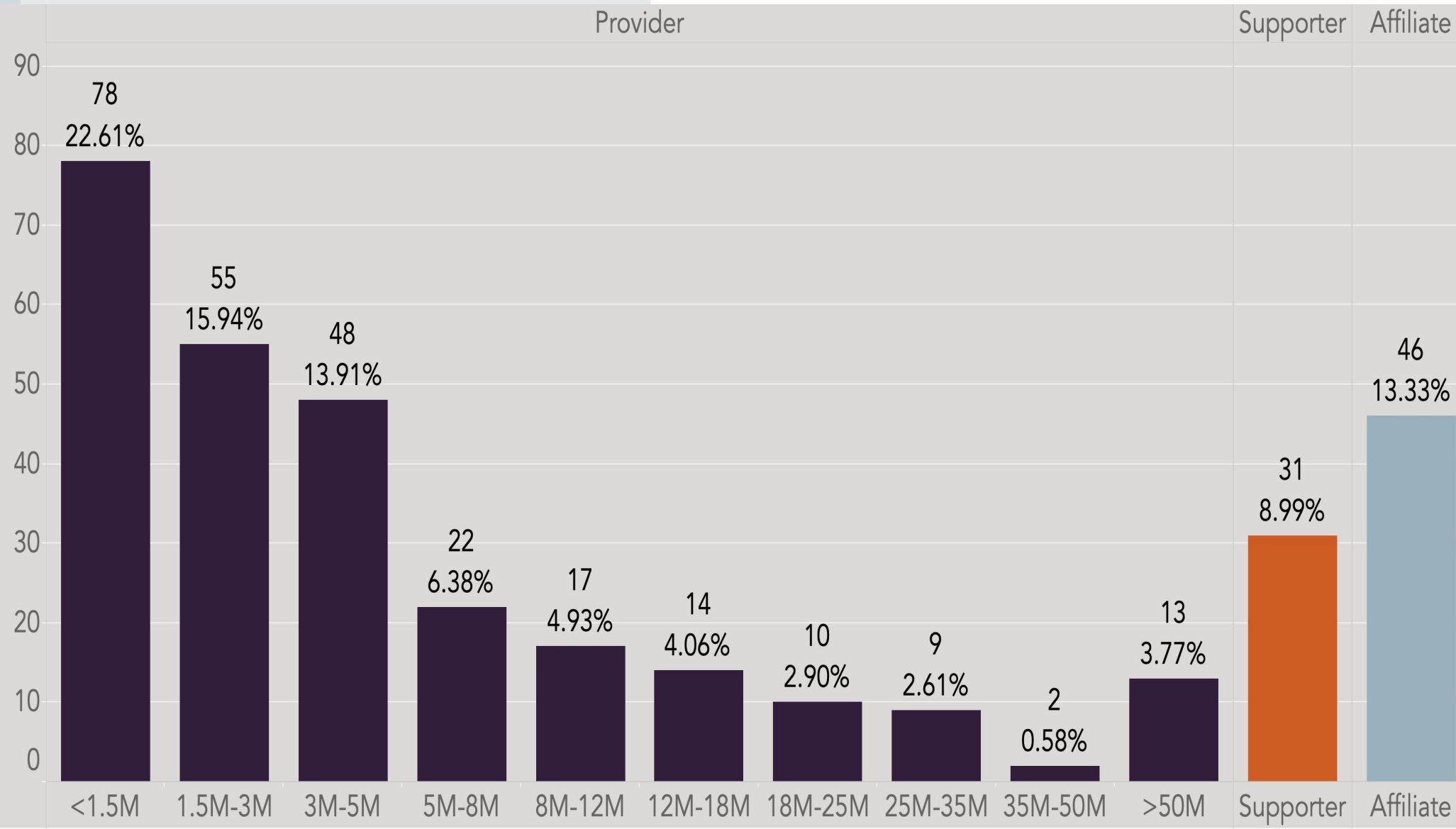
Facilities by Revenue Category





NATIONAL ASSOCIATION[®]
OF
ADDICTION TREATMENT PROVIDERS

Parent Entities by Revenue Category

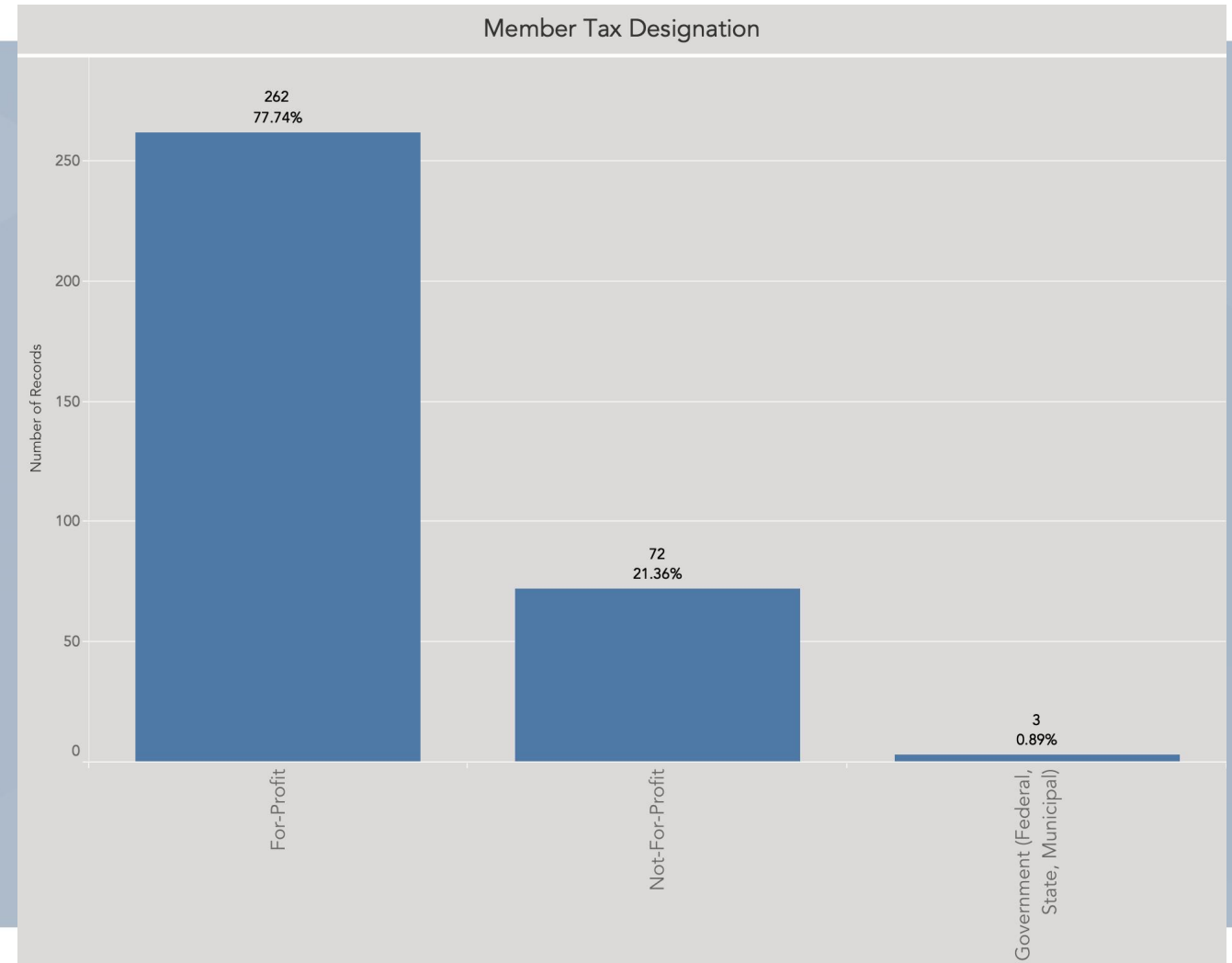




NATIONAL ASSOCIATION[®]
OF
ADDICTION TREATMENT PROVIDERS

Tax Designation

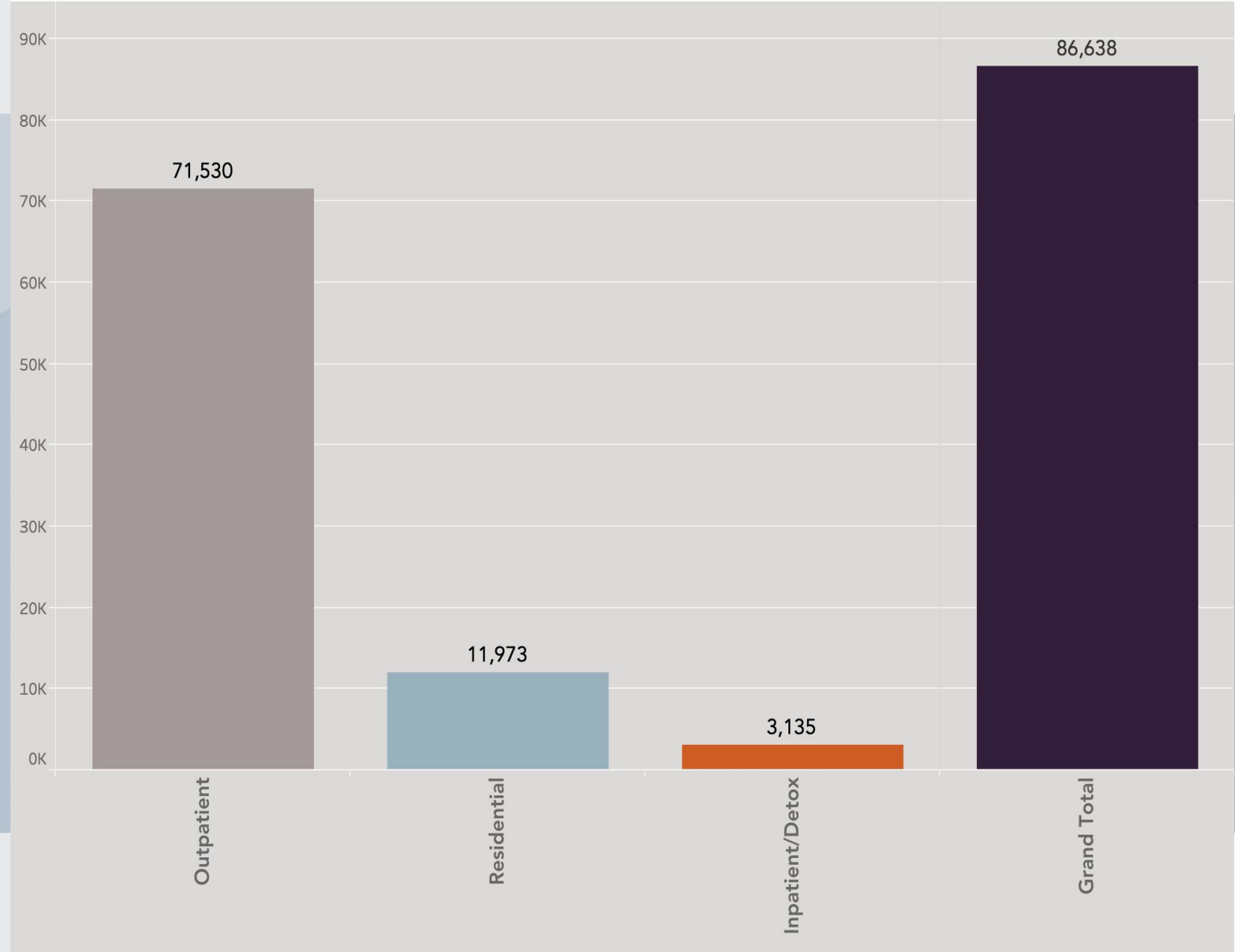
NAATP Membership



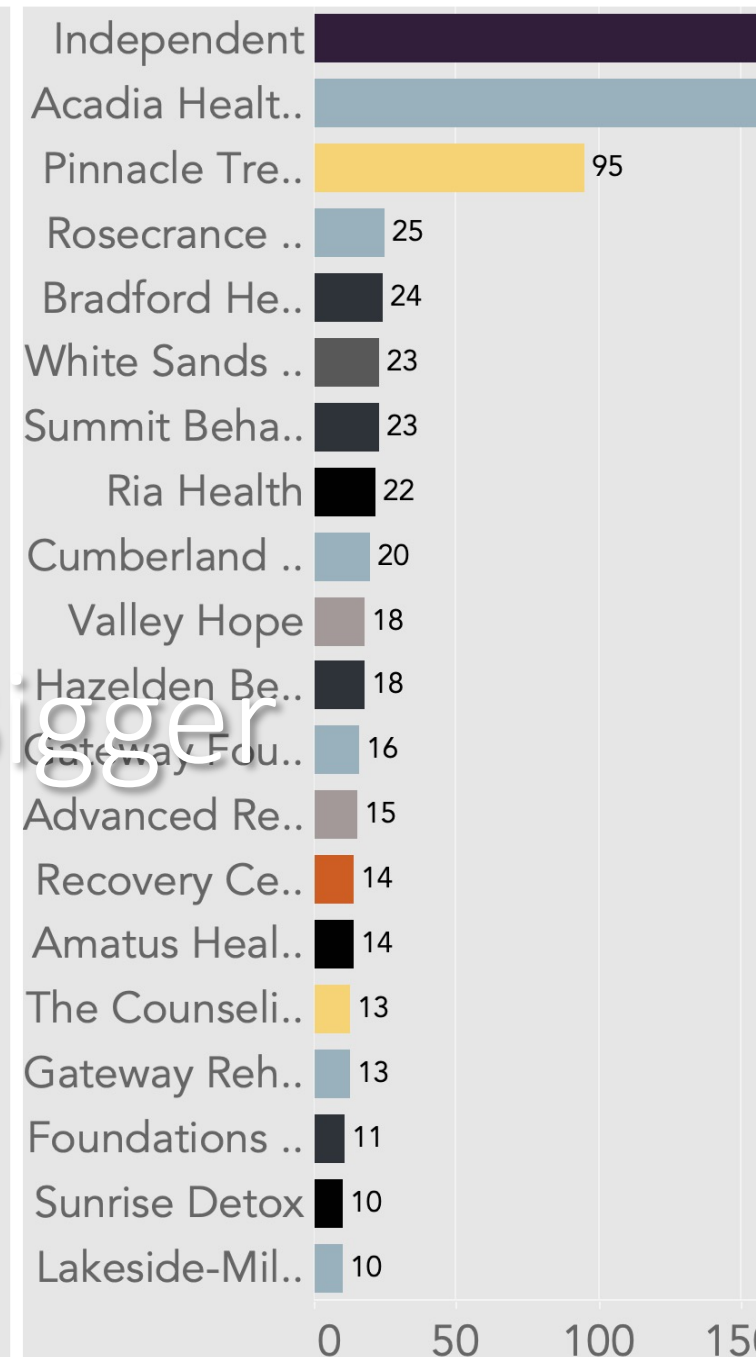

For Profit or Not For Profit

NAATP Member Daily Patients Served


Based on 2018 Salary Survey Data




Patients Served
by
NAATP Members



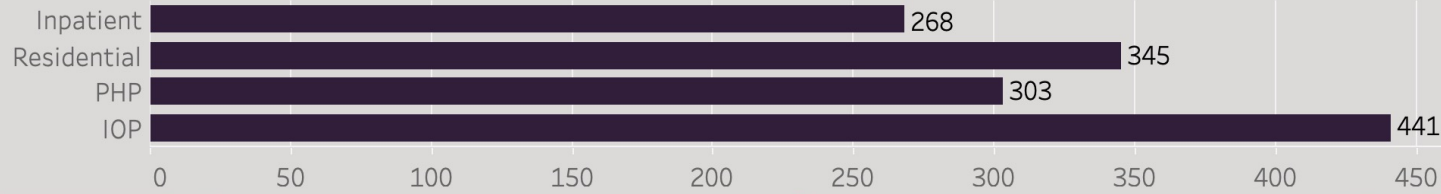
Location Type



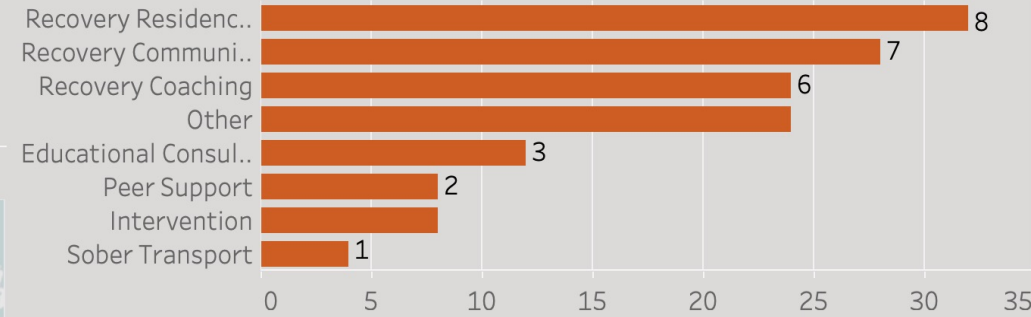
Membership Type



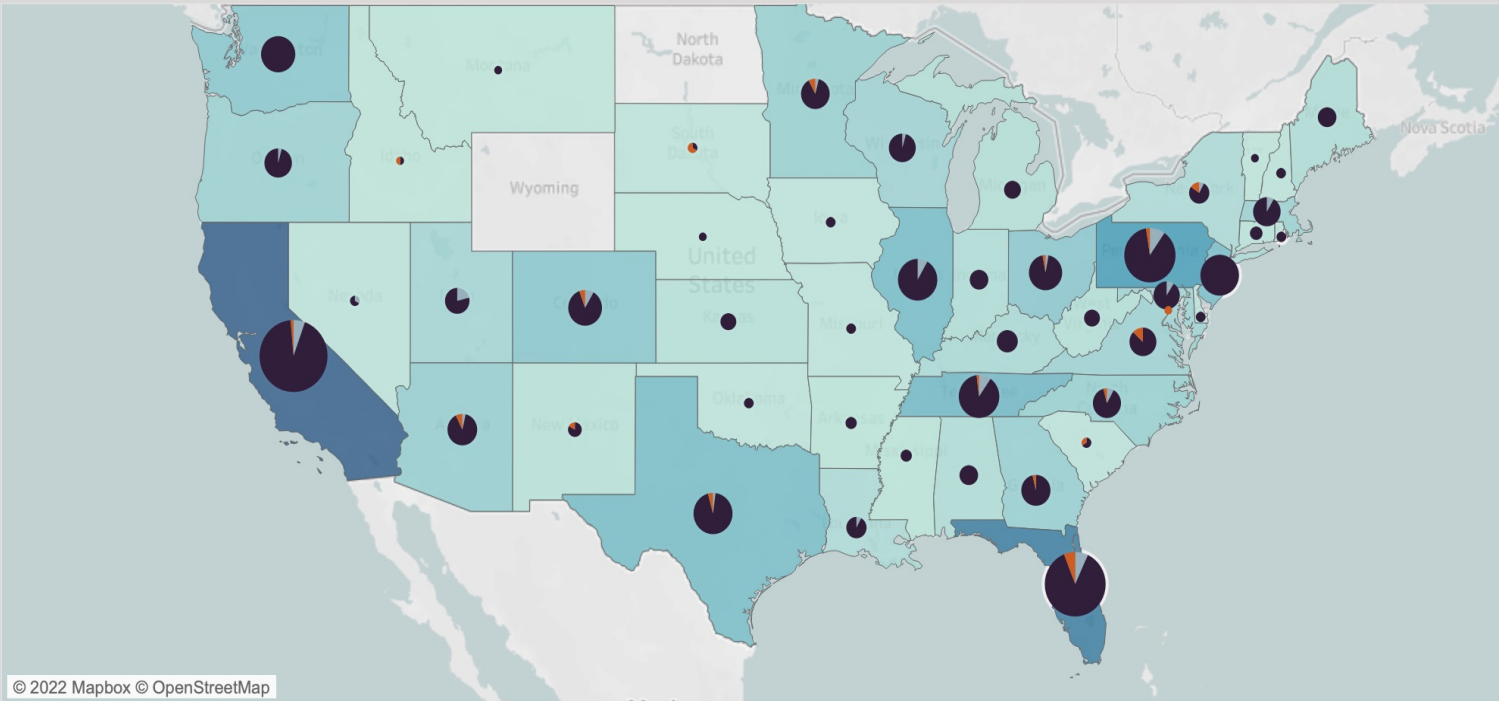
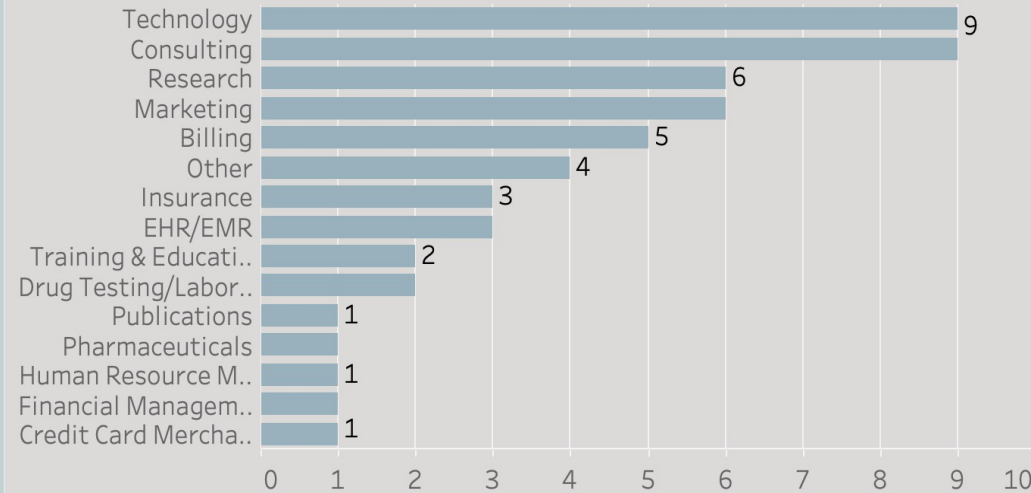
Level of Care



Recovery Support Services



Vendor Services



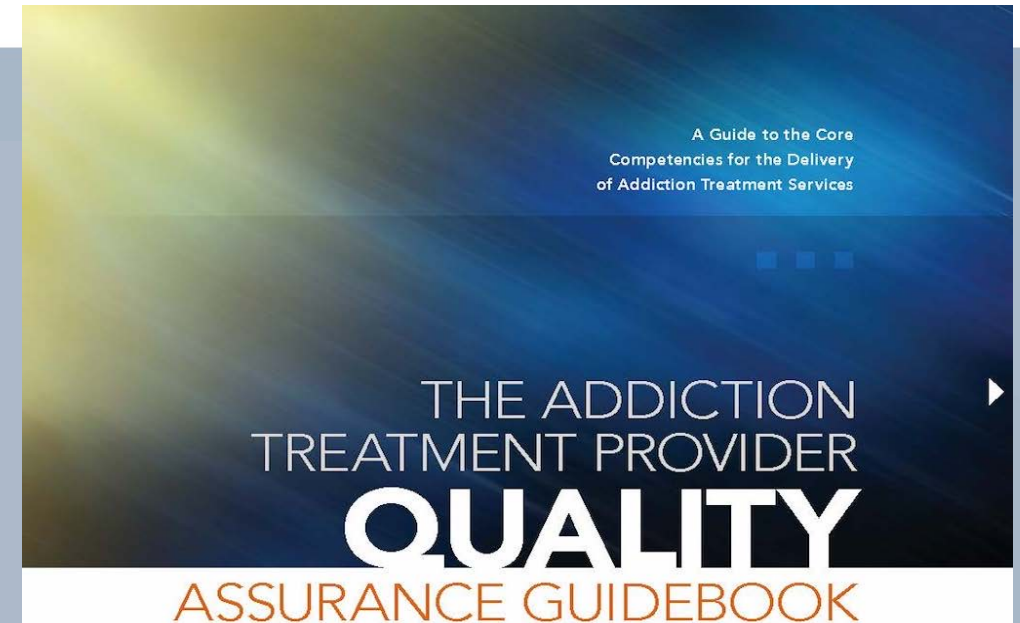


NATIONAL ASSOCIATION[®]
OF
ADDICTION TREATMENT PROVIDERS

Operational Competence

The Nine Ten Core Competencies

1. Operations
2. Admissions and Screening
3. Employment, Training, Credentialing
4. Billing
5. Discharge and Continuing Care
6. Outcomes Measures
7. Community Engagement, PR, Public Policy
8. Marketing & Visibility
9. Ethics
10. Next Edition to Include DEI Implementation Tool



NATIONAL ASSOCIATION
OF
ADDICTION TREATMENT PROVIDERS

VOICE | VISION | LEADERSHIP



NATIONAL ASSOCIATION[®]
OF
ADDICTION TREATMENT PROVIDERS

VOICE.
VISION.
LEADERSHIP.

...Operational Competence NAATP Salary Surveys



NATIONAL ASSOCIATION[®]
OF
ADDICTION TREATMENT PROVIDERS

Voice. Vision. Leadership.

2020

National Addiction Industry
SALARY SURVEY

Access, Values, Efficacy, and Sustainability

NAATP's Role in the Viability of Addiction Treatment



Dr. Annie Peters

NAATP Director of Research and Education
and Executive Director
Foundation for Recovery Science and Education (FoRSE)

The Challenges of Measurement in Addiction Healthcare



Patients

Demographics
Substance Use
Mental Health
Social Determinants



Services

Residential, IOP, OP
Length of Stay
MAT
Recovery Support Services



Outcomes

Substance Use
Functioning
Physical & Mental Health
Quality of Life

The Future of Addiction Healthcare Lies in Our Data



**Examine
your treatment
outcomes**



**Receive
free data analysis
report**



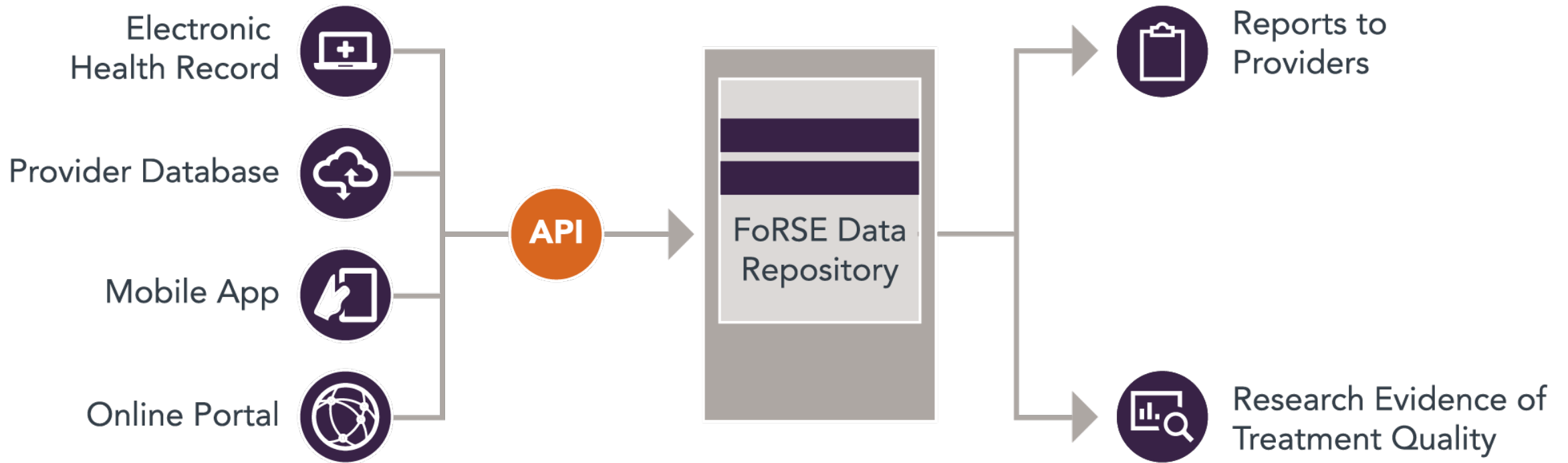
**Participate in
industry leading
research**



**Compare your
outcomes with other
treatment providers**



**Serve your
patients more
effectively**



Addiction Treatment Outcomes Program

Providers

50

Participating
Treatment Providers

Patients

58,432

Unique Patient
Episodes

Surveys

145,436

10,309 BAM
4,243 BARC
25,654 GAD
28,108 PHQ

A Better Life Recovery
A Mission for Michael
ADAPT Programs
Advanced Therapeutic Services
Alpha 180
Alina Lodge
American Treatment Network
Ashley Addiction Treatment
Brazos Place
Caron Treatment Centers

Cumberland Heights
Dilworth Center
Driftwood Recovery
Fellowship Hall
Friendly House
Gateway Foundation
The Guest House Ocala
Harmony Foundation
The Haven
High Watch Recovery
Jaywalker Lodge

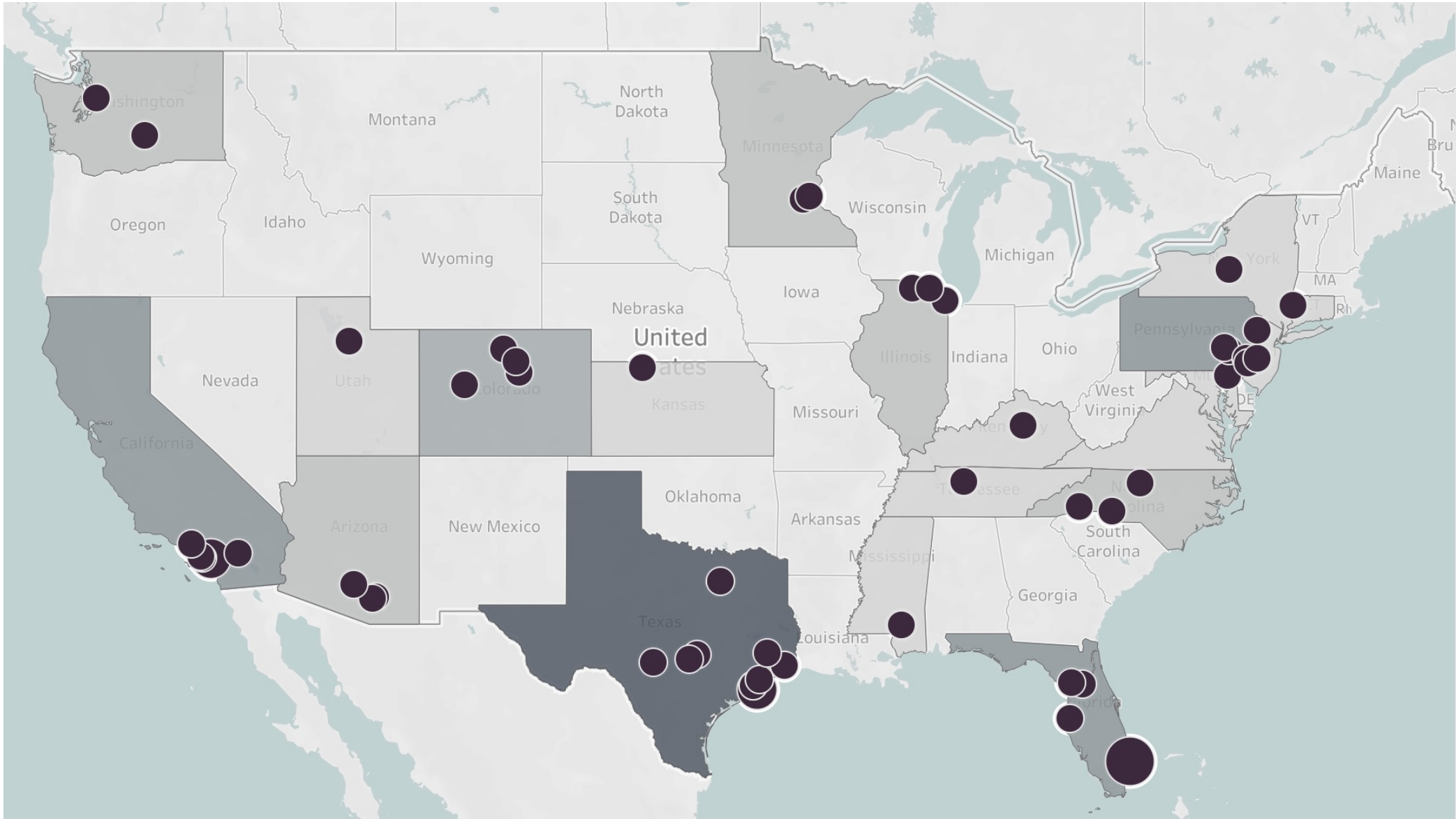
Pride Institute
Recovery Centers of America
Recovery Ways
The River Source
Roaring Brook
Rosecrance Health Network
The Rose House
Sabino Recovery
Summit Detox
Sundown M Ranch
Teen Challenge
Mending Fences



Participating Treatment Providers

La Hacienda Treatment Center
Lakeside Milam Recovery Centers
Livengrin Foundation
New Directions for Women
Northbound Treatment Services
Northern Illinois Recovery Center
Olympus Recovery
Origins Behavioral HealthCare
Pavillon
Pine Grove Behavioral Health

Transformations Treatment Center
Tully Hill Treatment & Recovery
Turning Point of Tampa
Valley Hope
Women's Recovery of Denver
YourPath Health



FoRSE Data Sites

Technology Partners



BestNotes

blueprint



CaredFor 



KIPU

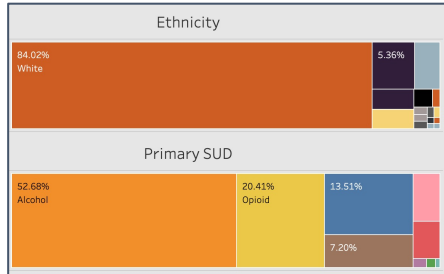


 **alleva**



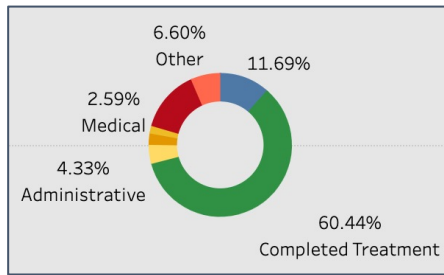
What We're Learning

Patients



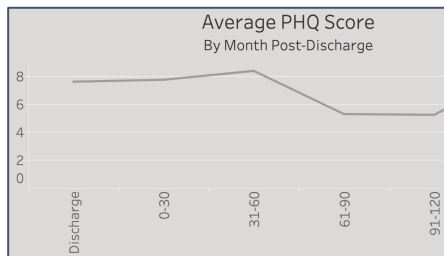
- Need inclusive but standard demographic categories
- Need provider / EMR / payer collaboration on standards

Services



- Need to define treatment “dose”
- Need clear documentation of medications received in treatment
- Need to compare telehealth vs. in-person care

Outcomes



- Need clear definitions for discharge types
- Need to measure SUD remission and re-admission to treatment
- Compare process, satisfaction, PROMs, and biometric data
- Need to implement true Measurement-Based Care

Champions

First City Recovery Center
High Watch Recovery
Jaywalker Lodge
Patterson Family Foundation
The Guest House Ocala

Benefactors

The Rose House
Driftwood

Sustainers

Hubert & Richard Hanlon Trust
La Hacienda Treatment Center
Rob & Lindsay Carter
Turning Point of Tampa

Advocates

Ashley Addiction Treatment
Caron Treatment Centers
Cumberland Heights Foundation
Hanley Foundation
Hazelden Betty Ford Foundation
Muir Wood
Origins Behavioral HealthCare
Vinck Family Foundation

FoRSE Founding Donors

Ambassadors

Alina Lodge & Haley House
Benjamin Levenson
Rosecrance Health Network
Tully Hill Treatment & Recovery
Marvin Ventrell & Jessica Swan



Donors

ATP
Jane Barnes
Deni Carise
Addiction Recovery Consulting
Choice House
Coppersmith Brockelman
designRoom
Dilworth Center
John Driscoll Family
Fellowship Hall
Philip & Cheryl Eaton
Gloo
Rick & Sylvia Hubbard
Imagine Recovery
Greg Kazarian
Patrick Kennedy Family
Lakeside-Milam Recovery Center

Gateway Foundation
Sherri & Steve Layton
New Directions For Women
Northbound Treatment
NSM Insurance Brokers
PaRC Discovery
Pride Institute
Annie Peters
Pine Grove Behavioral Health
Pamela Rodriguez
James & Darlene Schwartz
Sober Escorts
Soberlink
Sundown M Ranch
James F Witteck Consultant



NATIONAL ASSOCIATION[®]
OF
ADDICTION TREATMENT PROVIDERS

VOICE.
VISION.
LEADERSHIP.

Join Us Next

Ice Cream Social
and
Prize Drawing



See You Next Year!



NAATP
NATIONAL **2023**
WASHINGTON, DC

**SAVE
THE DATE**

MAY 21-23, 2023
Hill Day May 24

Gateway Crystal Marriott