


## Benchmarking Snapshot Report: DEMO

Facility Name: \_\_\_\_\_

This benchmarking snapshot summarizes data submitted from your organization through December 31, 2024, compared to the aggregate data from all FoRSE-participating organizations.

*Note: This is a demo report, and format is subject to change.*


Summary Patients Services Outcomes

## Summary

**Your Organization**

**n = 944**

# of Unique Patient Episodes

**258 Participating Organizations**

**N = 380,598**


# of Unique Patient Episodes

This page displays the total number of each survey type submitted by your organization and the aggregate of all participating organizations.  
The Repository has been live since August 12, 2021.

	ForSE Demographic Information Form V2	ForSE Admit Survey	ForSE Progress Monitoring Survey	ForSE Discharge Survey	ForSE Outcomes Survey	BAM	BAM-IOP	BAM-R	BARC-10	GAD-2	GAD-7	PHQ-2	PHQ-9	Treatment Effectiveness Assessment (TEA)	WHOQOL-BREF
Aggregate	412,576	283,691	52,331	271,923	16,318	40,135	63,117	34,535	22,963	51	164,160	41	166,386	33,158	435
Recovery Program A0	944	761	820	592	18	146				11	110				

# Benchmarking Snapshot Report: DEMO

Patient characteristics are filtered to reflect admissions to treatment in 2025.



[Summary](#)
[Patients](#)
[Services](#)
[Outcomes](#)

**Filters** v1 v2

[Refresh Graphs](#)

[Remove All Filters](#)

**Gender**

**Age at Admit**

**Sexual Orientation**

**Race and Ethnicity**

**Years of Admit**

2025 to 2025

**Any Level of Care at Discharge**

**Only Level of Care at Discharge**

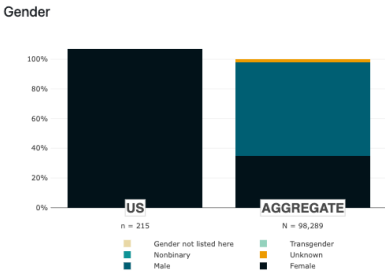
**SUD Category**

## Recovery Program T0 Patient Characteristics

[Show Complex](#)

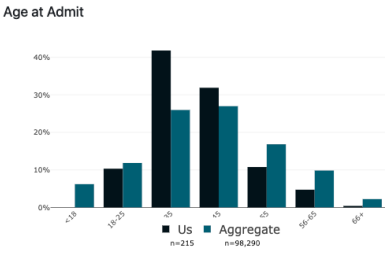
This page displays a summary of demographic and other descriptive information about those who received services.

### Gender



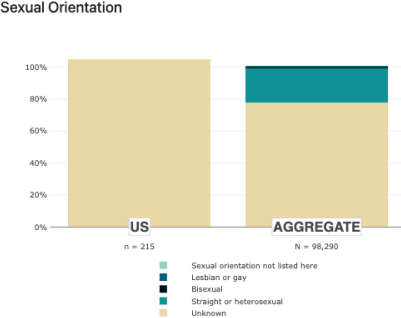
Gender	Us	Agg
Submitted	1,266	566,944
Completed	215	98,289
Female	106.51% <b>229</b>	34.98% <b>34,384</b>
Male	0	63.48% <b>62,393</b>
Nonbinary	0	0.14% <b>133</b>
Transgender	0	0.33% <b>322</b>
Gender not listed here	0	0.03% <b>33</b>
Unknown	0	2.21% <b>2,170</b>

### Age at Admit



Age @ Admit	Us	Agg
Submitted	1,266	566,944
Completed	215	98,290
Mean	38.3	36.62
std Dev	13.58	9.72
0	0	0.04% <b>38</b>
1	0	0.01% <b>1</b>
3	0	0.01% <b>8</b>
4	0	0.02% <b>22</b>
5	0	0.07% <b>66</b>
6	0	0.13% <b>128</b>
7	0	0.15% <b>148</b>
8	0	0.18% <b>177</b>

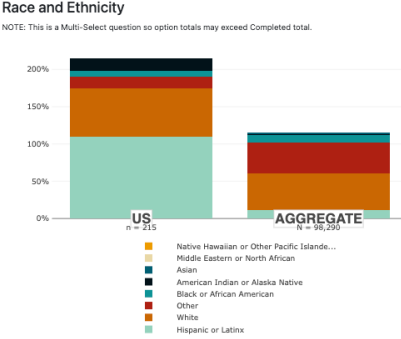
### Sexual Orientation



Sexual Orientation	Us	Agg
Submitted	1,266	566,944
Completed	215	98,290
Bisexual	0	0.84% <b>827</b>
Lesbian or gay	0	0.73% <b>721</b>
Straight or heterosexual	0	20.98% <b>20,625</b>
Sexual orientation not listed here	0	0.27% <b>268</b>
Unknown	104.65% <b>225</b>	78.07% <b>76,738</b>

### Race and Ethnicity

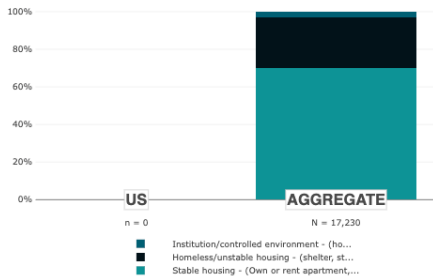
NOTE: This is a Multi-Select question so option totals may exceed Completed total.



Race and Ethnicity	Us	Agg
Submitted	1,266	566,945
Completed	215	98,290
American Indian or Alaska Native	0	16.74% <b>36</b>
Asian	0	0.66% <b>653</b>
Black or African American	8.37% <b>18</b>	11.44% <b>11,247</b>
Hispanic or Latinx	109.77% <b>236</b>	11.48% <b>11,279</b>
Middle Eastern or North African	0	0.05% <b>49</b>
Native Hawaiian or Other Pacific Islander	0.47% <b>1</b>	0.19% <b>183</b>
White	64.19% <b>138</b>	50.00% <b>49,144</b>
Other	16.28% <b>35</b>	41.21% <b>40,509</b>

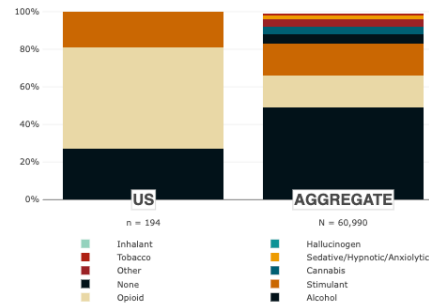
# Benchmarking Snapshot Report: DEMO

## Housing Status



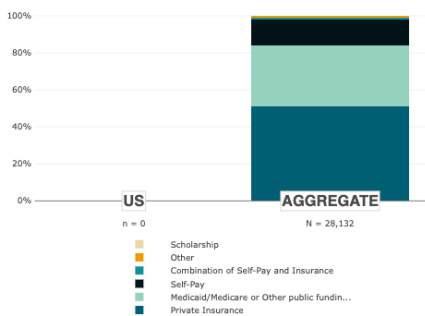
Housing Status	Us	Agg
Submitted	1,264	436,856
Completed	0	17,230
Unanswered	1,264	419,626
Homeless/unstable housing - (shelter, street, outdoors, temporarily staying with friends)	0	26.63% <b>4,589</b>
Institution/controlled environment - (hospital, nursing home, jail/prison, residential treatment)	0	3.23% <b>556</b>
Stable housing - (Own or rent apartment, room or house, stable housing with friends/family, dormitory or college residence, sober living home, other)	0	70.14% <b>12,085</b>

## Primary SUD Category



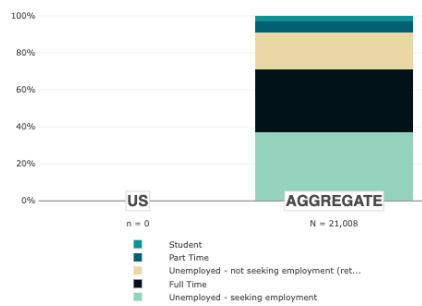
Primary SUD Category	Us	Agg
Submitted	1,242	412,571
Completed	194	60,990
Unanswered	1,242	412,571
Alcohol	27.32% <b>53</b>	49.08% <b>29,933</b>
Cannabis	0	4.24% <b>2,585</b>
Hallucinogen	0	0.36% <b>219</b>
Inhalant	0	0.18% <b>109</b>
Opioid	53.61% <b>104</b>	17.02% <b>10,381</b>
Sedative/Hypnotic/Anxiolytic	0	1.89% <b>1,153</b>
Stimulant	19.07% <b>37</b>	16.73% <b>10,205</b>
Tobacco	0	1.48% <b>900</b>
Other	0	3.85% <b>2,346</b>
None	0	5.22% <b>3,183</b>

## Primary Payment Type



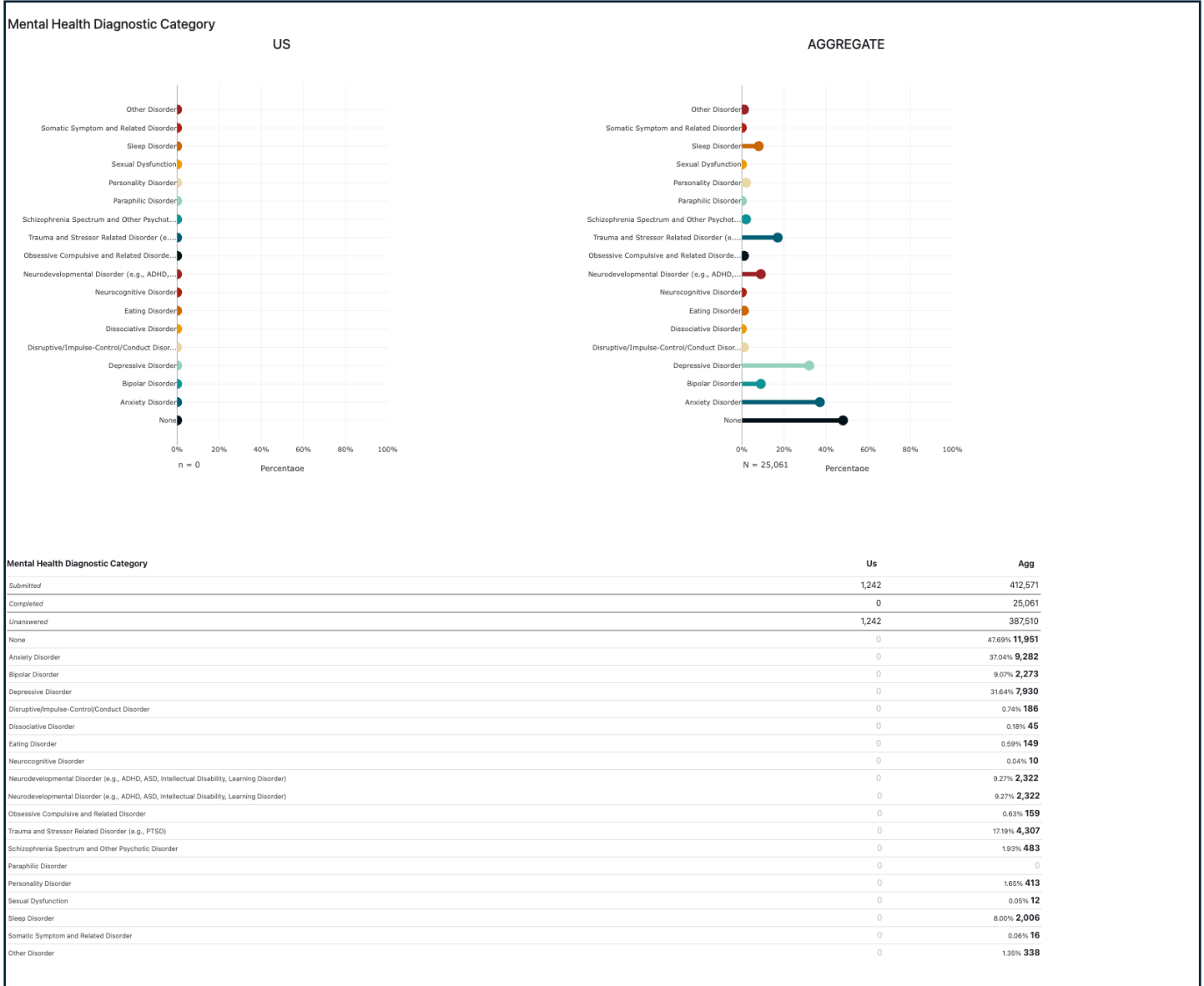
Payment Type	Us	Agg
Submitted	1,242	412,571
Completed	0	28,132
Unanswered	1,242	384,439
Self-Pay	0	13.93% <b>3,919</b>
Private Insurance	0	50.57% <b>14,227</b>
Combination of Self-Pay and Insurance	0	1.08% <b>303</b>
Medicaid/Medicare or Other public funding	0	33.04% <b>9,296</b>
Scholarship	0	0.39% <b>111</b>
Other	0	0.98% <b>276</b>

## Employment Status



Employment Status	Us	Agg
Submitted	1,264	436,856
Completed	0	21,008
Unanswered	1,264	415,848
Full Time	0	34.41% <b>7,228</b>
Part Time	0	5.65% <b>1,187</b>
Student	0	3.35% <b>703</b>
Unemployed - seeking employment	0	36.74% <b>7,719</b>
Unemployed - not seeking employment (retired, on disability, other source of income, in controlled environment)	0	19.85% <b>4,171</b>

## Benchmarking Snapshot Report: DEMO



# Benchmarking Snapshot Report: DEMO

Service characteristics are filtered to reflect admissions to treatment in 2025.


Summary Patients Services Outcomes

**Filters** v1 v2

[Refresh Graphs](#)

[Remove All Filters](#)

## Recovery Program 00

### Services

[Show Complex](#)

This page displays a summary of the services provided (discharge type, length of stay in each level of care, and medications).

#### Discharge Type



#### Medications



Discharge Type	Us	Agg	Medications	Us	Agg
Submitted	1,242	412,571	Submitted	1,242	412,571
Completed	194	60,990	Completed	0	10,593
Completed	0	47.01% <b>28,669</b>	Unasswered	1,242	401,978
AMA	0	19.66% <b>11,626</b>	None	0	38.56% <b>4,087</b>
Administrative	0	3.77% <b>2,302</b>	Acamprosate-Campral	0	2.67% <b>283</b>
Medical	0	1.56% <b>949</b>	Bupren, (Sublocade)	0	1.80% <b>191</b>
Psych	0	0.80% <b>490</b>	Bupren, (Subutex-Suboxone)	0	24.37% <b>2,581</b>
Other	100.00% <b>194</b>	27.36% <b>16,684</b>	Disulfiram-Antabuse	0	0.79% <b>84</b>
Financial	0	0.51% <b>308</b>	Naltrex, (ReVia)	0	22.89% <b>2,421</b>
			Naltrex, (Vivitrol)	0	6.51% <b>690</b>
			Methodone	0	1.15% <b>122</b>
			Co-Occuring Disorder	0	5.74% <b>608</b>


#### Length of Stay



Length of Stay	US				AGG			
	Mean	Median	StdDev	n	Mean	Median	StdDev	N
Hospital or Detox					15.95	12	13.86	11,132
Residential	39.92	46	28.34	193	24.17	21	27.99	23,318
Partial Hospital					36.05	28	38.18	4,305
Intensive Outpatient					51.69	43	45.09	9,858
Outpatient					61.6	36	68.4	8,749
Sober Living/Recovery Res.					91.96	60	100.76	475
Recovery Support					88.98	31	127.33	537
Other Type					18.52	5	35.78	6,127
<b>Total</b>				<b>193</b>				<b>64,501</b>

## Benchmarking Snapshot Report: DEMO

Progress Monitoring (In Treatment) Outcomes data are filtered to reflect admissions to treatment in 2025.


Summary Patients Services Outcomes

**Filters** v1 **v2**

[Refresh Graphs](#)

[Remove All Filters](#)

- [Gender](#)
- [Age at Admit](#)
- [Sexual Orientation](#)
- [Race and Ethnicity](#)
- [Years of Admit](#)
- [Any Level of Care at Discharge](#)
- [Only Level of Care at Discharge](#)
- [SUD Category](#)

### Recovery Program F0 Outcomes

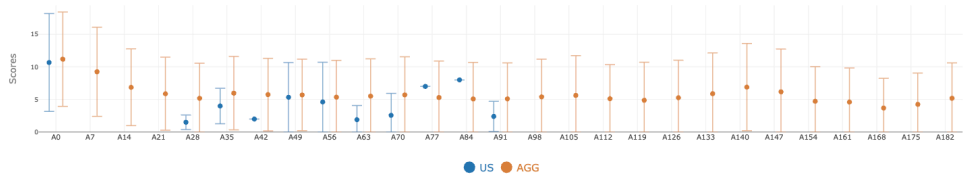
Standardized Assessments **ForSE Surveys**

[Show Complex](#)

[BARC-10](#)
[GAD-7](#)
[PHQ-9](#)
[TEA](#)
[WHOOOL-BREF](#)
[BAM](#)
[BAM-R](#)

These are cross-sectional data showing trends in average scores over time. Time points for In-Treatment graphs (Axx) include surveys completed within +/- 3 days. Time points for Post Discharge graphs (Dxx) include surveys completed within +/- 14 days.

**PHQ-9 In-Treatment Scores (104 facilities in Aggregate)**



	US				AGG			
	Mean	Median	StdDev	n	Mean	Median	StdDev	N
A0	10.67	8.00	7.51	66	11.18	11.00	7.23	14,011
A7					9.25	8.00	6.83	7,603
A14					6.87	6.00	5.89	6,943
A21					5.88	4.00	5.6	4,921
A28	1.5	2.00	1.12	6	5.18	4.00	5.38	5,522
A35	4	4.00	2.73	7	5.96	4.00	5.63	2,806
A42	2	2.00	0	2	5.75	4.00	5.56	2,112
A49	5.33	5.00	5.33	9	5.69	4.00	5.49	1,788
A56	4.62	2.00	6.09	26	5.35	4.00	5.66	1,437
A63	1.9	2.00	2.17	10	5.51	4.00	5.72	1,280
A70	2.57	1.00	3.37	7	5.7	4.00	5.85	796
A77	7	7.00	0	1	5.3	4.00	5.59	879
A84	8	8.00	0	1	5.08	3.00	5.62	581
A91	2.4	1.00	2.33	5	5.09	3.00	5.52	579
A98					5.4	3.00	5.79	358
A105					5.63	4.00	6.09	315
A112					5.12	4.00	5.23	235
A119					4.88	3.00	5.83	225
A126					5.27	3.00	5.75	153
A133					5.89	4.00	6.25	151
A140					6.9	5.00	6.7	107
A147					6.17	4.00	6.58	103
A154					4.72	3.00	5.33	89
A161					4.61	4.00	5.21	94
A168					3.69	2.00	4.57	67
A175					4.25	3.00	4.8	89
A182					5.18	3.00	5.42	66
<b>Total</b>				<b>140</b>				<b>53,270</b>